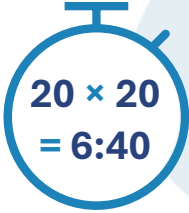


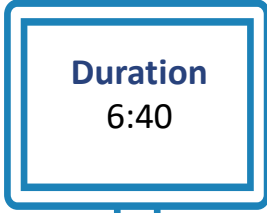
WHAT IS A LIGHTNING TALK?

A lightning talk is a short presentation inspired by PechaKucha® format. PechaKucha (pronounced *pet-chah-KOO-chah*) is a Japanese term that translates loosely to “chit-chat” or “the sound of conversation.”



20 × 20
= 6:40

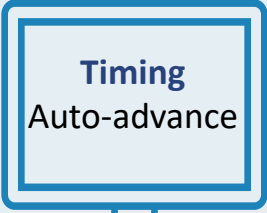
Lightning Talks have 20 slides that auto-advance every 20 seconds for a total of 6 minutes and 40 seconds. They are a fast-paced, visual and highly engaging way to tell a story, highlight technology, or share a compelling case study.



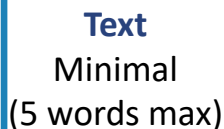
Duration
6:40



Slides
Always 20



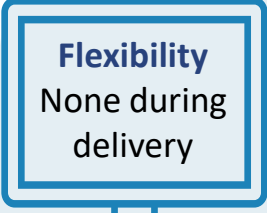
Timing
Auto-advance



Text
Minimal
(5 words max)



Visual Focus
Image-first,
highly visual



Flexibility
None during
delivery

GETTING STARTED



Take time to prepare *before* you build your slides!

What is the story you want to tell? Why is it important?

What is your goal? To inform? Inspire? Convince?

What would you like your audience to walk away with?

EXPLORE YOUR OPTIONS



Visit these resources to help you create your presentation.


Complete Guide and Examples: [What is a Pecha Kucha presentation?](#)

Benefits of Pecha Kucha: [How to create a highly effective Pecha Kucha](#)

Step-by-Step PowerPoint Instructions: [How do you do a Pecha Kucha?](#)

Remember copyright laws: [Legally using images in presentation slides](#)

VIEW SOME EXAMPLES



[PechaKucha
of the Day](#)

[A Pecha Kucha
about Pecha Kucha](#)

PRACTICE PRACTICE PRACTICE



Lightning Talk presentations are all about timing and mastery.

Practice multiple times as if it's the real thing using a timer.

Speak at a moderate pace to avoid rushing or staying too long on one slide.

Take a deep breath and have fun!